

Foster




Start / C



# Dishwashers

Care for the environment and attention to saving. The Foster range of dishwashers offers appliances with an efficiency up to A+++ and water consumption as low as 8 litres. A significant saving, coupled with excellent performances that ensure a perfect result, for brilliant and perfectly clean dishware.



S4001 p. 182



S4000 p. 182



KS 60 p. 184



KS 45 p. 184




Elettra p. 186







# High performance with respect for the environment



**Low consumption of energy and water, respect for the quality of home life and high performance.** These are the values of the new Foster dishwashers. An easy but complete of solutions for every space and washing need, that reach the **A+++** class, conforming to new european regulation.



## Solutions for every kitchen

The Foster range of solutions covers all possible need in terms of washing and use of space in the kitchen. The classical models, up to 14 place-settings capacity, are flanked by the "slim" model, fitting a 45 cm cabinet. The stainless steel door panel is also available, as is the kit of hinges with variable pivot, for installation in kitchens with a low base plinth.

## Total safety

Foster dishwashers are equipped with various safety systems that are activated in case of leaks under the appliance or failure in emptying the tank.

In all models, the pipe supplied is equipped with Acquastop valve that shuts off water supply directly at the tap if faults occur.

## Reduced consumption

In Foster dishwashers performance and low power consumption coexist without compromises.

The wide range of programs always allows to choose among quick washes with very low energy and water consumption, up to 8 liters per cycle.



## Perfect drying

Even in the delicate function of drying excellent performances are achieved. The advanced ventilation and condensation systems ensure perfectly dry dishes at a contained temperature immediately after the end of the cycle.



## Extra Capacity

The loading capacity of a dishwasher is given not only by its volume but also to devices and solutions that can fit the space. In Foster dishwashers, thanks to the adjustable upper basket, the sliding cutlery basket and the foldable combs, space is always according to needs.



## Quality of life

Low noise is a key feature of a dishwasher. All Foster models respect the silence of your kitchen. Thanks to the special acoustic insulation, the S4001 fully built-in dishwasher reaches 44 dB(A) in sound power.

# S4001/S4000

Advanced electronics and many technical solutions make S4001 and S4000 dishwashers particularly flexible, with excellent performance in any situation. Their Exclusive systems **DCS** and **DCS+** (Dirt Control System) set washing parameters as a function of degree of soiling, always optimizing the result.



## Features



### Programs:

Intensive: washing at 70°C for heavily soiled plates and pans.  
 Normal: washing at 65°C for normally soiled crockery.  
 Delicate: washing at 40°C for delicate/slightly soiled crockery.  
 Auto: optimizes both results and consumption to suit the load.  
 Bio (Eco): 50°C economy wash. Optimized consumption.  
 Quick: ideal for small loads. Washes and dries in just 30 min.  
 Soaking: rinses the crockery while waiting to be washed.



**Energy class:** great attention to efficiency and consumption. The exceptional energy-saving and water-saving puts the S4001 model in excellence class A+++.



**Water saving:** S4000 dishwashers are particularly attentive to the consumption of such a valuable resource. Less than 10 liters of water are needed for a full wash cycle, and as many as **8 liters** for the model S4001.



**Tabs "All in 1":** this option guarantees perfect results with all kinds of detergent. Once it is activated, the washing cycle is adapted to the practical "all in 1" Tabs instead of the regular detergent.



**Dirt Control System Plus:** it is a particularly advanced automatic program which optimizes the time and water consumption of the washing cycle according to the quantity of dishes and the level of dirtiness. The double sensor repeatedly tests the murkiness of water during pre-washing and washing cycle, and consequently regulates the washing-cycle time and the water temperature. Available on the S4001 model.



**Dirt Control System:** can be activated with the Intense, Normal and Delicate programs, it allows to further customize the settings according to the degree of dirt on dishes. Available on S4000 model.



**Acquastop:** stops the water supply and prevents leaks and overflows at source. It is a standard equipment on all models.



**Active Drying System:** this exclusive active-convection system guarantees dry and shiny dishes with a minimum energy consumption.



**Number of place-settings:** thanks to a carefully engineered inside, the S4001 dishwasher reaches the capacity of 14 place-settings.



**Piatti XXL:** the large capacity of the lower rack is capable of plates up to 33 cm diameter, also suitable for serving dishes and special pizza-dishes.



### Third level for cutlery:

The S4001 model has an appropriate third level for washing the cutlery. This increases the space of the remaining levels, and in fact reaches 14 place-setting capacity. The cutlery level is composed of two independent drawers removable on those occasions when need more space in height (washing goblets).



### Adjustable basket:

the upper basket is simple to adjust in height, even when fully loaded. This allows better space management according to washing needs.



### Frontal dispenser:

located on top front of the trolley, is equipped with a double compartment for liquid detergents and multi-purpose pads and improves the accessibility and ease of use.



# S4001/S4000

## S4001

fully built-in  
dishwasher



available from December 2013

Technical data  
voltage rating: 230 V - 50 Hz  
total power: 2.000 W  
heating power: 1.900 W  
water consumption per cycle: 8 litres

Door panel dimension limits:  
thickness 16-24 mm  
height 642-730 mm  
max height with Slide Door kit 780 mm

NEW

### Energy class A+++

Washing efficiency: A

Drying efficiency: A

### Place-setting capacity 14

44 dB(A) sound power

as per EN 704-3

Electronic programming

Touch-control digital panel

6 washing programs: **DCS+**, intensive, delicate, eco, quick, soaking

### Active Drying System (ADS)

**Third level** for washing cutlery with 2 independent baskets

### Internal lighting

Acquastop safety system

1-12 hour delayed programming

Remaining wash time indication

Setting for all-purpose detergents

Low salt-rinsing agent indicators

Upper basket adjustable in height at full load, **also for 33 cm pizza dishes**

Goblet support

Frontal adjustment of rear feet

Feet adjustment 0-70 mm

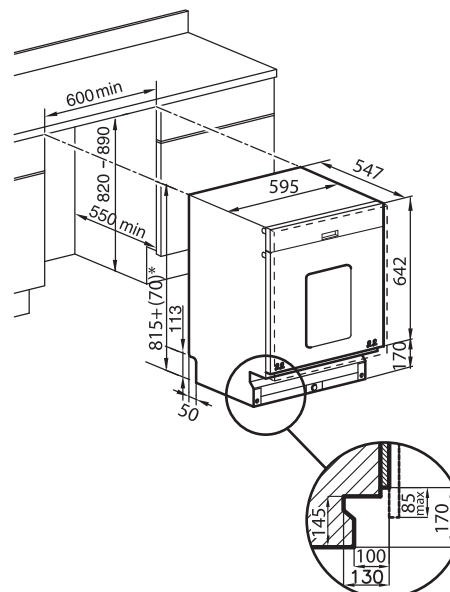
### Accessories (page 187):

**A** Stainless steel door panel

**B** Hinges kit S4000 - Slide Door



EAN	code
8051566438211	2911 000



## S4000

fully built-in  
dishwasher



Technical data  
voltage rating: 230 V - 50 Hz  
total power: 2.000-2.150 W  
heating power: 1.900 W  
water consumption per cycle: 9,9 litres

Door panel dimension limits:  
thickness 16-24 mm  
height 642-730 mm  
max height with Slide Door kit 780 mm

### Energy class A++

Washing efficiency: A

Drying efficiency: A

### Place-setting capacity 13

45 dB(A) sound power

as per EN 704-3

Electronic programming

Touch-control digital panel

7 washing programs: intensive, normal, delicate, auto, bio, quick, soaking

### Dirt Control System (DCS)

### Active Drying System (ADS)

Acquastop safety system

1-12 hour delayed programming

Remaining wash time indication

Setting for all-purpose detergents

Low salt-rinsing agent indicators

Upper basket adjustable in height at full load, **also for 33 cm pizza dishes**

Adjustable cutlery basket

Goblet support

Frontal adjustment of rear feet

Feet adjustment 0-70 mm

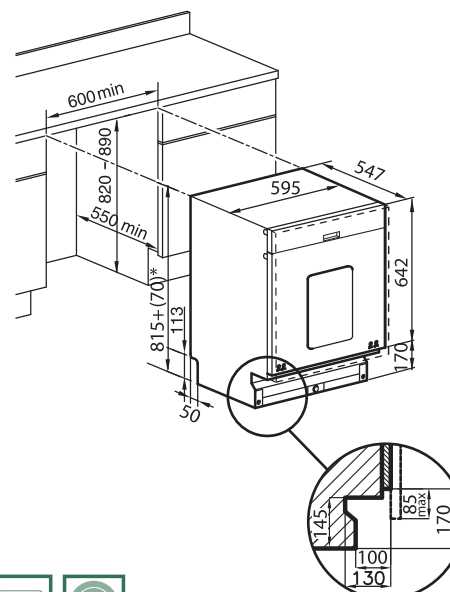
### Accessories (page 187):

**A** Stainless steel door panel

**B** Hinges kit S4000 - Slide Door



EAN	code
8033524377978	2910 010





## Dishwashers KS and Elettra features



**Programs:** Foster KS dishwashers have 8 different washing programs for the utmost in versatility.

Intensive: washing at 70°C for heavily soiled plates and pans.  
 Daily Clean: washing at 60°C for normally soiled crockery.  
 Delicate: washing at 40°C for delicate/slightly soiled crockery.  
 Auto: optimizes both results and consumption to suit the load.  
 Bio: 50°C economy wash. Optimized consumption.  
 Baby Care: intense 70 °C washing, for maximum hygiene  
 Quick: ideal for small loads. Washes and dries in just 30 min.  
 Soaking: rinses the crockery while waiting to be washed.



**Daily Clean:** for medium dirty dishes, it is the perfect program for daily use, with record washing time of less than one hour.



**Active Drying System:** a unique system exploits the double principle of condensation and ventilation ensuring always brilliant results.



**Half Load:** saving time and energy with the half-load setting. Available on all programs.



**Acquastop:** stops the water supply and prevents leaks and overflows at source. It is a standard equipment on all models.



### Sliding Basket:

the cutlery basket can slide on the comb rack for perfect freedom in space management.



### Baby-Care Program:

combines intense washing with a rinsing at high temperature, for a total hygiene guarantee. An additional basket is designed just for children cutlery and utensils.



### Multiple shelves:

the shelves of the upper basket are divided to collect simultaneously glasses and cups of different sizes.

## KS

## KS 60

fully built-in  
dishwasher

NEW

Energy class A+  
 Washing efficiency: A  
 Drying efficiency: A  
 Place-setting capacity 12  
 48 dB (A) sound power as per EN 704-3  
 Electronic programming  
 Digital panel  
 8 washing programs: intensive, daily clean, delicate, auto, bio, quick, soaking, **baby care**  
**Half-load function for all programs**  
**Active Drying System (ADS)**  
 Acquastop safety system  
 1-9 hour delayed programming  
 Remaining wash time indication  
 Setting for all-purpose detergents  
 Low salt-rinsing agent indicators  
 Upper basket adjustable in height at full load  
 Adjustable cutlery basket  
 Goblet support  
 Frontal adjustment of rear feet  
 Feet adjustment 0-50 mm

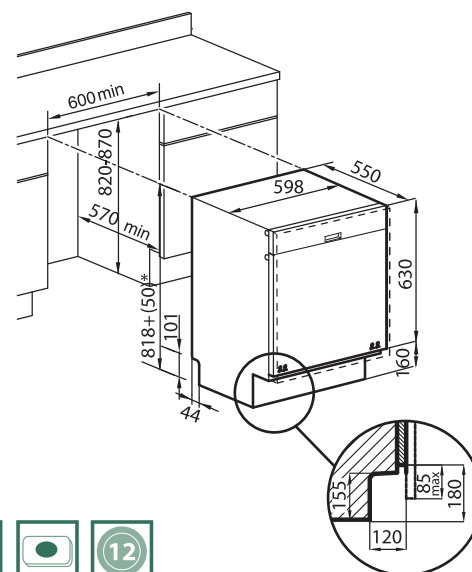
Accessories (page 187):

A Stainless steel door panel



Technical data  
 voltage rating:  
 220-240 V - 50Hz  
 total power: 2.200 W  
 heating power: 2.000 W  
 water consumption per cycle: 13 litres

Door panel dimension limits:  
 thickness 16-24 mm  
 height 630-715 mm



Dishwasher

## KS 45

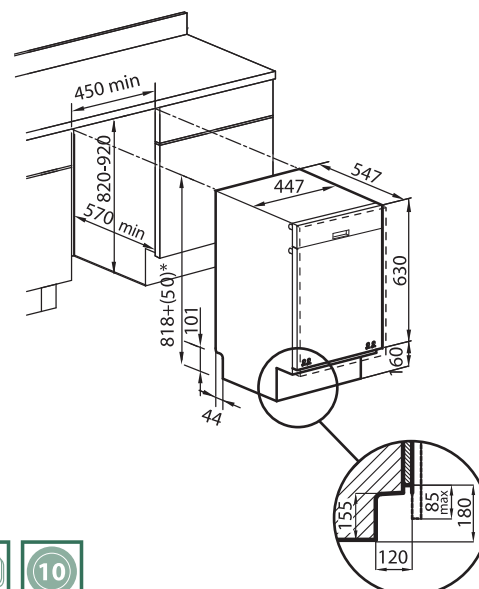
fully built-in  
dishwasher

Energy class A  
 Washing efficiency: A  
 Drying efficiency: A  
 Place-setting capacity 10  
 49 dB (A) sound power as per EN 704-3  
 Electronic programming  
 Digital panel  
 8 washing programs: intensive, daily clean, delicate, auto, bio, quick, soaking, **baby care**  
**Half-load function for all programs**  
 Acquastop safety system  
 1-9 hour delayed programming  
 Remaining wash time indication  
 Setting for all-purpose detergents  
 Low salt-rinsing agent indicators  
 Upper basket adjustable in height at full load  
 Adjustable cutlery basket  
 Goblet support  
 Frontal adjustment of rear feet  
 Feet adjustment 0-50 mm



Technical data  
 voltage rating:  
 220-240 V - 50 Hz  
 total power: 2.200 W  
 heating power: 2.000 W  
 water consumption per cycle: 12 litres

Door panel dimension limits:  
 thickness 16-24 mm  
 height 630-715 mm







## Elettra

fully built-in  
dishwasher

EAN

code

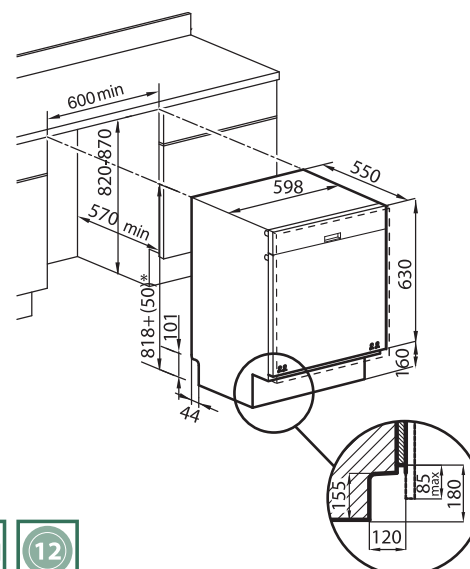
8051566438167

2950 000



NEW

Energy class A+  
Washing efficiency: A  
Drying efficiency: A  
Place-setting capacity 12  
49 dB (A) sound power as per EN 704-3  
Electronic programming  
Digital panel  
5 washing programs: intensive,  
eco, daily clean, quick, soaking  
**Half-load function for all programs**  
Acquastop safety system  
3-6-9 hour delayed programming  
Remaining wash time indication  
Setting for all-purpose detergents  
Low salt-rinsing agent indicators  
Upper basket adjustable in height  
at full load  
Adjustable cutlery basket  
Goblet support  
Frontal adjustment of rear feet  
Feet adjustment 0-50 mm



Technical data  
voltage rating:  
220-240 V - 50Hz  
total power: 2.000 W  
heating power: 1.800 W  
water consumption per cycle: 14 litres

Door panel dimension limits:  
thickness 16-24 mm  
height 630-715 mm

**Accessories** (page 187):

**A** Stainless steel door panel



# Dishwashers accessories

## A Stainless steel door panel

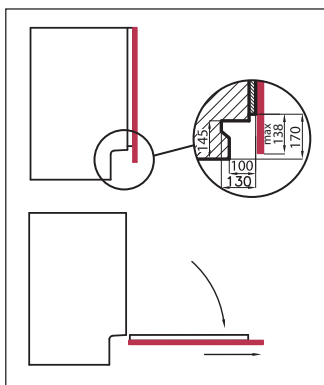
**NEW**

finish: AISI 304 satin-finish  
size: 595x716x20 mm

The integrated handle is easy to couple with any kitchen door.  
**Compatible with all the 60 cm dishwasher models.**

code	EAN
2910 003	8051566439270

## B Hinges kit S4000 - Slide Door

**NEW**

Makes it possible to correctly install the dishwasher also in kitchens with lower cabinet base.  
The slide door system makes the door panel tilt outwards while opening, and **allows to install panels up to 780 mm high.**

code	EAN
8929 100	8051566438136

